

# Minitab Predictive Analytics

Automated Deeper Insights Learned From Your Data

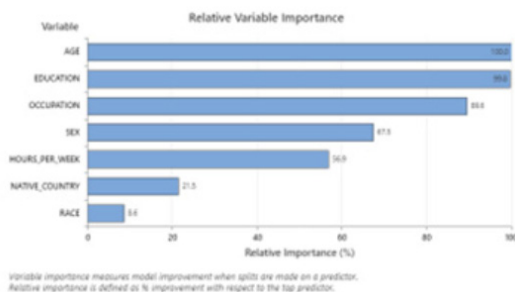
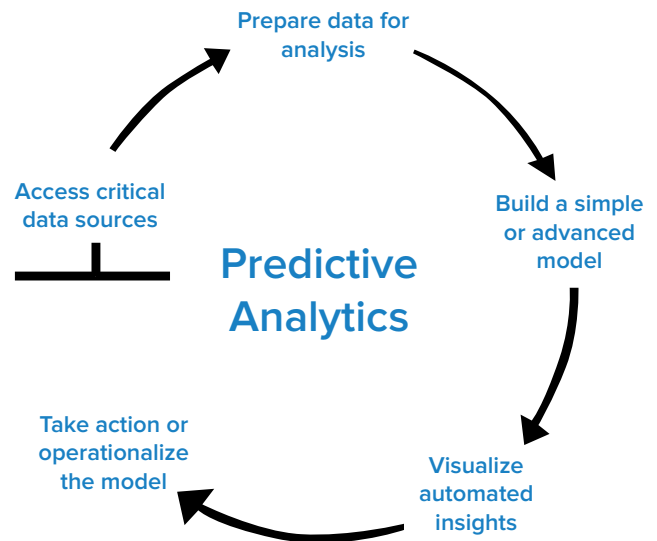
Accelerate your transformation by harnessing the power of Minitab’s revolutionary predictive analytics and machine learning capabilities to gain automated insights learned from your data. Regardless of statistical background, Minitab can empower all parts of an organization to build and deploy more accurate predictive models, create intuitive visualizations and tackle more complex problems with more challenging data sets.

## Proprietary, Best-In-Class Algorithms For More Accurate Predictions

Best-in-class algorithms not only fit more accurate models but are also equipped to handle larger data sets with more variables, messy data, missing values, outliers or non-linear relationships. Only Minitab boasts the power of the original Classification and Regression Trees (CART®) for best-in-class visualizations of predictive analytics and interactions. Harness the power of Minitab’s TreeNet®, the best gradient boosting method built to not only deliver optimal prediction accuracy, but also unique insights. Leverage Minitab’s Random Forests®, the original bootstrap aggregation method also built to solve complex problems and deliver the most accurate model.

## From Data Access and Prep to Model Fitting and Deployment to Predict Outcomes

Minitab’s proprietary predictive analytics and machine learning capabilities are directly integrated into the Minitab ecosystem. Access and blend your data, build your model and make predictive analytics and machine learning part of your day-to-day decision making.

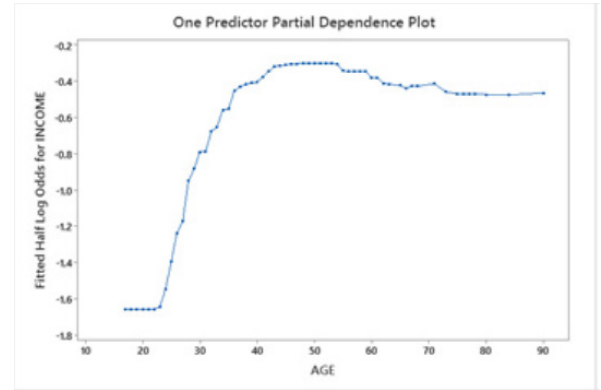


## Automated Insights

Built to bring predictive analytics and machine learning to everyone, insights learned from your data are presented in a simple, straightforward way. Regardless if you want to learn what key predictors are driving results or you need to select the best model for prediction, Minitab uses clicks, not code, to enable the use of advanced modeling techniques.

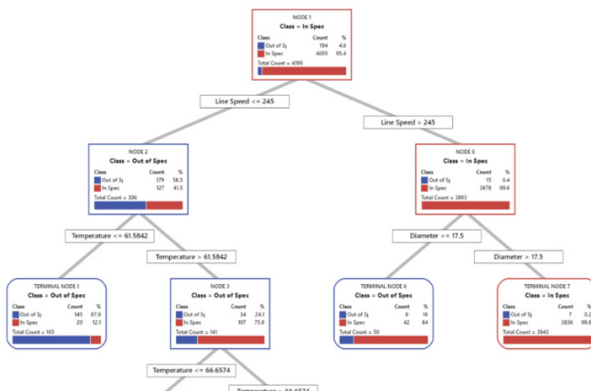
## Deeper Insights

Learn deep insights from your data to help make better business decisions. Discover non-linear relationships and interactions between variables to solve more problems than ever before.



## Visualize Complex Interactions Insights

Better understand interactions among predictors by visualizing multiple complex interactions with decision trees as opposed to interpreting complex equations or making assumptions about interactions.



## Automated Machine Learning to Discover the Best Model

Save time, optimize revenues and reduce expenses by letting Minitab's Automated Machine Learning help you choose the best algorithm and model to make predictions.

## Predictive Analytics and Machine Learning Training

Regardless of your comfort with predictive analytics and machine learning, Minitab offers a series of courses for predictive modeling. Minitab offers Fundamentals of Analytics, Regression Modeling and Forecasting or Machine Learning to help, regardless of where you are on your analytics journey.

### Learn More and Access Our Solutions by Talking to Minitab® Today

Data Analysis



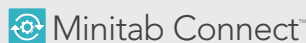
Powerful statistical software everyone can use

Online Stat Training



Master statistics and Minitab anywhere with online training

Data Transformation



Data access, automation, and governance for comprehensive insights

Visual Business Tools



Visual tools to ensure process and product excellence

Predictive Modeling



Machine learning and Predictive analytics software

Project Ideation & Execution



Start, track, manage, and execute innovation and improvement initiatives