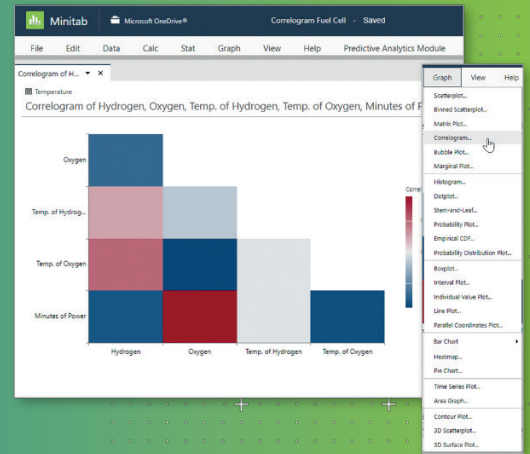


Transform quality & process performance

Built around Minitab Statistical Software as its foundation, bring together every step of process improvement and innovation with connected analytics, visual tools, and data integration in one workspace.



REAL RESULTS BACKED BY DATA



60%

LOWER COST

Minitab empowers teams to streamline operations and cut unnecessary expenses, unlocking immediate and long-term savings.



73M \$

FINANCIAL GAINS

Integrating statistical analysis across production and quality functions drives innovation, prevents failures, and unlocks substantial financial gains.



20%

PRODUCTION BOOST

Organizations using Minitab significantly improved process throughput, accelerating performance and reducing bottlenecks.

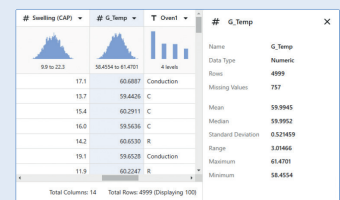
Based on real case study data across Operations, Quality, R&D, OpEx and more.

DELIVER MEASURABLE RESULTS AT SPEED

Data-driven problem solving to simplify and optimize your end-to-end workflow, including data preparation, predictive analytics, and team collaboration to support confident decision-making and better outcomes.

FASTER DATA READINESS

Prepare data in seconds with AI-powered automation that simplifies data loading, cleaning, and quality checks. With clean, analysis-ready data, use advanced analytics to uncover insights, optimize performance, and drive confident decisions.



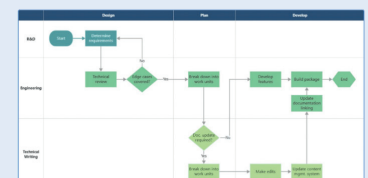
ACCELERATE ANALYTICAL INSIGHT

Go beyond hindsight with predictive analytics to identify root causes and anticipate future outcomes with clarity. Translate insights into action with AI-powered dashboards designed for visibility and seamless sharing.



STREAMLINED PROJECT DELIVERY

Align teams from the start with brainstorming and process mapping tools to reduce risk, save time, and minimize manual effort. Further, structure investigations using proven methods like mind maps, CTQ trees, fishbone diagrams, PDCA, DMAIC, and Kaizen to guide teams clearly from problem definition through implementation.



TOP RATED BY PROFESSIONALS



LSS Master
Black Belt



Powerful analytical tool for problem solvers

I like the ease of use, speed of results, access to underlying concepts (i.e., equations, explanations), and help from knowledgeable staff when needed.



R&D Product Development



User-friendly, great for data interpretation

The user-friendly interface of Minitab makes it easy to use, ensuring that setup and navigation are straightforward.



Financial Services
Consultant



Powerful data analysis made easy and accessible

I love this platform for its ability to synthesize crude data and analyze into a reasonable outcome using all the tools.



Quality Manager



Awesome software for QA compliance

I love the way it manages data and delivers a clear, consistent summary at the end. It's incredibly intuitive and easy to use. At this point, I don't see any areas for improvement. Overall, it's an excellent and interactive piece of software. We're planning to share it with our supervisor soon to move forward with approval for purchase.



Program Manager



My go-to tools for statistical analysis and quality improvement

Minitab offers strong data analysis and quality improvement capabilities, and it continues to evolve with enhanced project management tools and dashboards. I use it for quality engineering and improvement projects, as well as for teaching the fundamentals of statistics.



Quality Engineer



Amazing new features

I'm impressed by the data dashboard, which makes reporting and integration much easier for data analysis. The platform's evolution—especially with the Minitab Solution Center and its newer features—feels like a real game changer. I also appreciate the focus on incorporating AI to improve quality.

